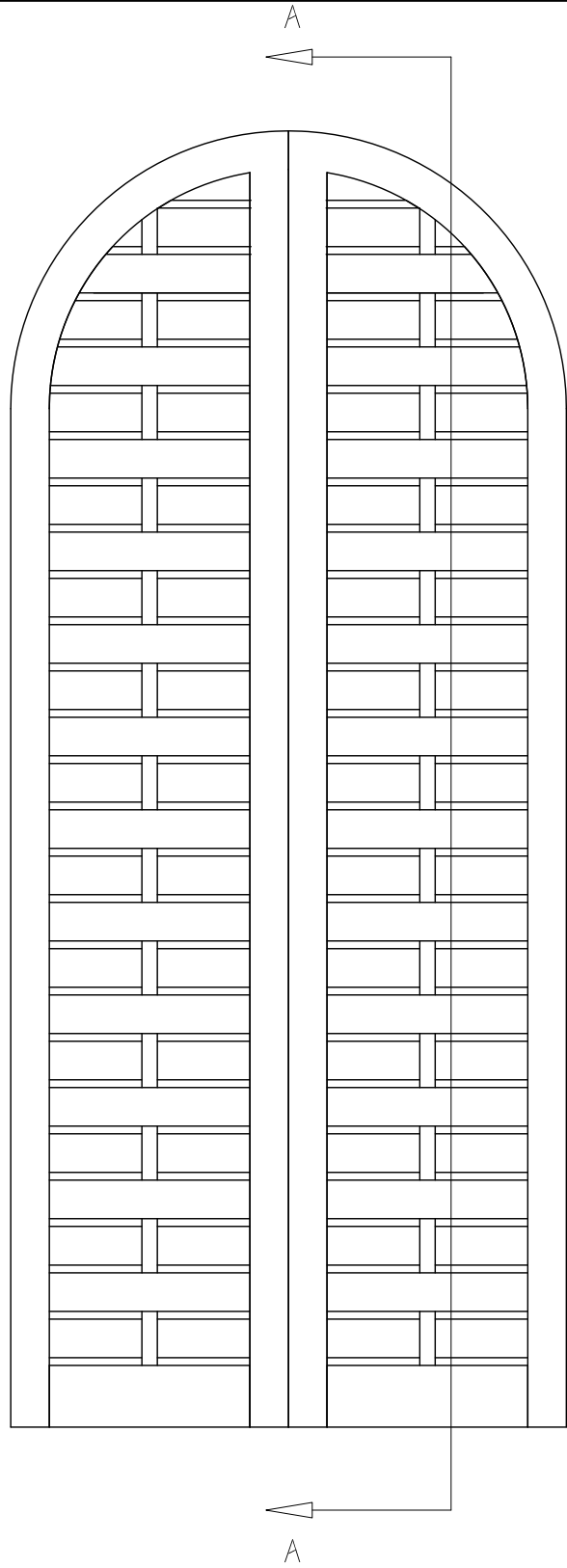

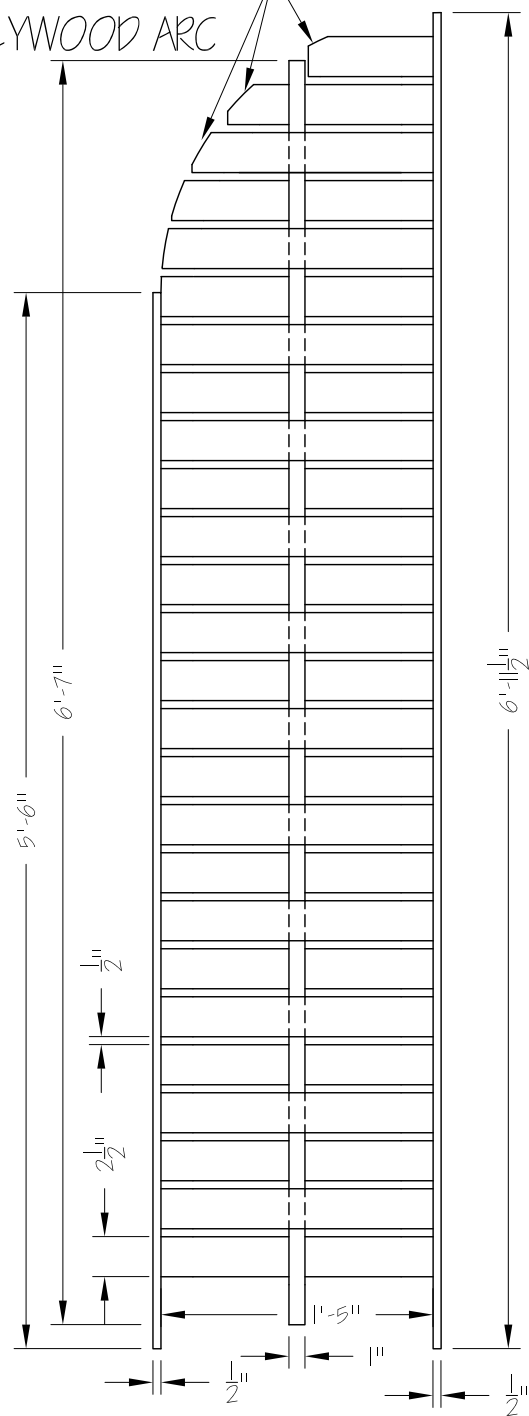


CUT ANGLES TO FIT PLYWOOD ARC



1  
104

LOUVERED DOORS - 1/4" LAUAN 1" = 1'-0"  
ASSEMBLE TWO (2) OF EACH (ONE IS R&R)  
USE GLUE AND NARROW CROWN STAPLES TO ATTACH LAUAN TO PLYWOOD

2  
104

LOUVERED DOORS - 3/4" PLY 1" = 1'-0"  
CUT FOUR (4) OF EACH PIECE  
ASSEMBLE FOUR (4) DOOR FRAMES  
ATTACH COMPONENTS WITH GLUE AND POCKET SCREWS  
SANDWICH LAUAN IN BETWEEN TWO LAYERS OF PLYWOOD

3  
104

DOORS - FINISHED FRONT AND SECTION VIEWS 1" = 1'-0"  
PUTTY ALL STAPLE HOLES  
SEE DESIGNER FOR LOCATION OF KNOBS AND HINGES

Director: JEREMY WILLIAMS  
Scenic Designer: HEATHER ROBERSON  
Technical Director: PHIL BRULOTTE  
Assistant Technical Director: ELISE MASUR  
Scale: AS SHOWN

TWO GENTLEMEN OF VERONA

DOORS

Plate Number:

104